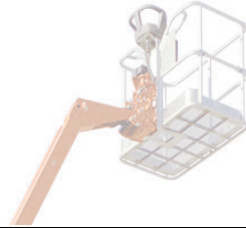




**ECO RENTALS**

Free Delivery - Brand New Equipment


## TOWABLE BOOM LIFT T-350 TECHNICAL SPECIFICATIONS



| PERFORMANCE SPECIFICATIONS  | Imperial                  | Metric    |
|-----------------------------|---------------------------|-----------|
| Platform Height - Elevated  | 34 ft 5 in.               | 10.5 m    |
| Working Outreach            | 20 ft 2 in.               | 6.15 m.   |
| Centerline to Platform Edge | 18 ft 9.5 in.             | 5.7 m.    |
| From Outrigger Pad Edge     | 13 ft 6 in.               | 4.11 m.   |
| Up and Over Height          | 15 ft                     | 4.57 m.   |
| Swing                       | 410 Degrees Non-Continuos |           |
| Platform Capacity           | 500 lb.                   | 227 kg,   |
| Platform Capacity w/Rotator | 440 lb.                   | 200 kg.   |
| Material Hook Capacity      | 500 lb.                   | 227 kg.   |
| Weight                      | 3,400 lb                  | 1,542 kg. |
| Leveling Capability         | 11 Degrees                |           |
| Towing Speed Rating         | 64 mph                    | 105 kmph  |
| Tongue Weight               | 250 lb.                   | 114 kg.   |

| POWER SOURCE               |                    |
|----------------------------|--------------------|
| DC Power                   | 24V DC             |
| Batteries                  | 4 x 6V, 220 amp-hr |
| Gasoline Engine (Optional) | Honda GX 270-9 hp. |

| TIRES         |                           |
|---------------|---------------------------|
| Size and Type | ST 215/75 - R14 Pneumatic |



[www.ecorentalsllc.com](http://www.ecorentalsllc.com)  
786-641-7005

[info@ecorentalsllc.com](mailto:info@ecorentalsllc.com)  
786-641-3900

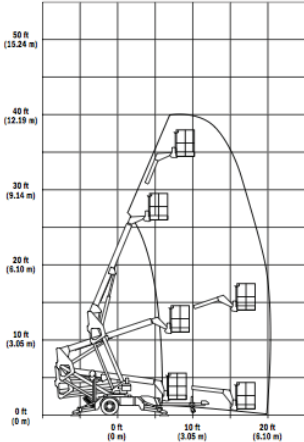
TOWABLE BOOM LIFT T-350



**ECO RENTALS**

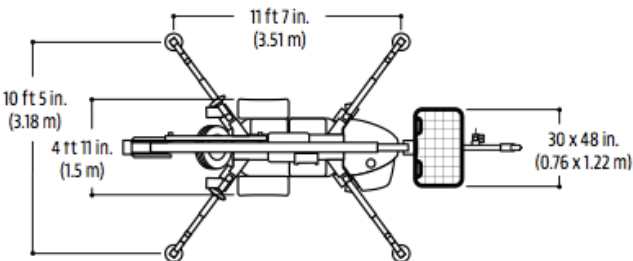
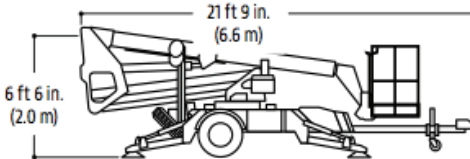
Free Delivery - Brand New Equipment

## TOWABLE BOOM LIFT T-350 TECHNICAL SPECIFICATIONS



### STANDARD FEATURES

|  |
|--|
| Telescopic Upper Boom                            |
| Platform, Side Entry: 30 x 48 in. 0,76 x 1.22 m. |
| Proportional Controls                            |
| 110V-AC Receptacle in the Platform               |
| Auto-Leveling Hydraulic Outriggers               |
| Motion Alarm                                     |
| Tilt Alarm/Indicator Light                       |
| Hourmeter  |
| Four V220 Amp-Hour Batteries                     |
| Battery Condition Indicator                      |
| Parking Brake                                    |
| 2 in. Hitch with Adjustable Height Cooler        |
| Standard Air and Water Lines to Platform         |



www.ecorentalsllc.com  
786-641-7005

info@ecorentalsllc.com  
786-641-3900